



MOST FREQUENTLY ASKED QUESTION FOR NEWFORMA CONSTRUCTEX

Q. How is Newforma ConstructEx priced?

A. ConstructEx is priced as a small proportion of the overall project value on a project by project basis. Multiple project pricing is available upon request.

Q. What is the difference between Newforma Project Center and ConstructEx?



A. See below chart:

CATEGORY		
OBJECTIVE	Effective construction management collaboration across the entire project team minimizing administrative burdens and mitigating risks	Capture, organize, search and utilize project data to assure decisions can be made quickly and accurately while minimizing administrative burdens and mitigating risks
TARGET CUSTOMER TYPES	General Contractors and Owners	Architects and Owners
TARGET CUSTOMER ROLE	Project Manager	Project Designer Project Manager Document Control Specialist
PROJECT PHASE	Design through Construction	Construction
HOSTING	Cloud via AWS	On customer premises
PRICING	Per project	Enterprise
DOCUMENTS LOCATION	Hosted in the cloud	Accessed from the customer's file system
PLATFORMS	Via web browser and mobile	Via desktop, web browser and mobile

Continued on page 2

Q. What is the difference between Newforma Project Center and ConstructEx?

A. See below chart:

CATEGORY		
KEY FUNCTIONALITY	Submittals RFI's Quality Control Document Change Management Shared Folders Project Team Management Field Reports Log Meeting Minute Log Message Forum	Email Filing and Management Document Control File Management File Viewing and Markup Action Items Shared Folders Calendar Meeting Minutes Project and Company Team Management Contract Administration <ul style="list-style-type: none"> • Submittals • RFI's • Punch List • Document Change Management • Daily Reports / Site Visits
KEY INTEGRATIONS	None. See integration question below.	MS Outlook / Office 365 Microsoft File System Autodesk Revit and Navisworks Deltek Vision Panzura / Nasumi On Prem EDMS (ProjectWise, SharePoint, FileNet)

Q. Do Project Center and ConstructEx connect? We work with NPC customers, will ConstructEx communicate with their system?

A. They do not connect. Although there are overlaps between the products surface level functionality, they are fundamentally two different solutions oriented towards different user types (NPC – Design team; ConstructEx – Construction) and with different objectives.

Note: Some of the confusion resulted from a rebranding effort to make all Newforma solutions look similar.

Q. How does training work? Is training included?

A. Courses are designed for everyone on your project team – from new users to global administrators. Your firm will see immediate results in productivity and increased organization

of project information with ConstructEx after the very first training session.

A single project contract includes one (90 minute) Administrative Training session and one (90 minute) User Training session. A multi-project contract can include additional sessions, based on the total cost of the contract. Additional training is available for purchase.

Q. What systems does Newforma ConstructEx Integrate with?

A. ConstructEx currently is not integrated with any other solutions. ConstructEx is laser focused on managing RFI / Submittals and assuring the team has access to the most current project documents. With these goals in mind, ConstructEx has not been extended to other focuses via integrations.

Q. Once Newforma ConstructEx is set up, can I control permissions?

A. Permissions can be defined for a variety of ConstructEx modules to limit access. These include:

- Limit access to “Construction Phase Documents” by their type
- Limit the roles permitted to issue “Field Reports”
- Limit the roles permitted to access the “Message Forum”
- Limit the view, upload and move/rename/delete functions to “Shared Folders”
- For RFI’s and Submittals, reviewer comments and attachments can be hidden

Note: Permissions are defined by the named Administrators. Be aware that all administrators are created equally so if an existing administrator defines additional administrators, these new administrators will have full access to modify the solution for everyone on the project team.

Q. What happens at the end of my project, how do I get my documents?

A. Newforma’s Support and Service Team can archive completed ConstructEx projects for customers. Archiving removes the project from the active projects list but maintains the project structure and data so users can reference it if needed. The archive is in an HTML format, and collection of project documents, that is navigated by using any browser (it is not necessary to be online). The navigation is like the online experience when the project was active. However, content can no longer be added.

Q. Is there a limit for storage, or fees if I go over a certain amount?

A. There are no limits to the storage or additional storage related fees.

Q. Is there a mobile version? How can I connect from the field?

A. There are four apps available to enhance the ConstructEx user experience

1. The Capture App, available for iPhone and iPad, is used to capture quality control items.
2. The Tasks App, for iPhone and iPad, allows you to manage your quality control items in the field.
3. The Plans App, for the iPad, is used in the field to view and markup project plans and locate quality control items.
4. The Project Teams App, for iOS or Android smartphones or tablets, is used to access contact information for your project team members.

Although not an optimized user experience, ConstructEx can be viewed using a browser on a smart phone or tablet.



1750 Elm Street, 9th Floor
Manchester, NH 03104 USA

1-800-303-4650 | newforma.com

ConstructEx@newforma.com